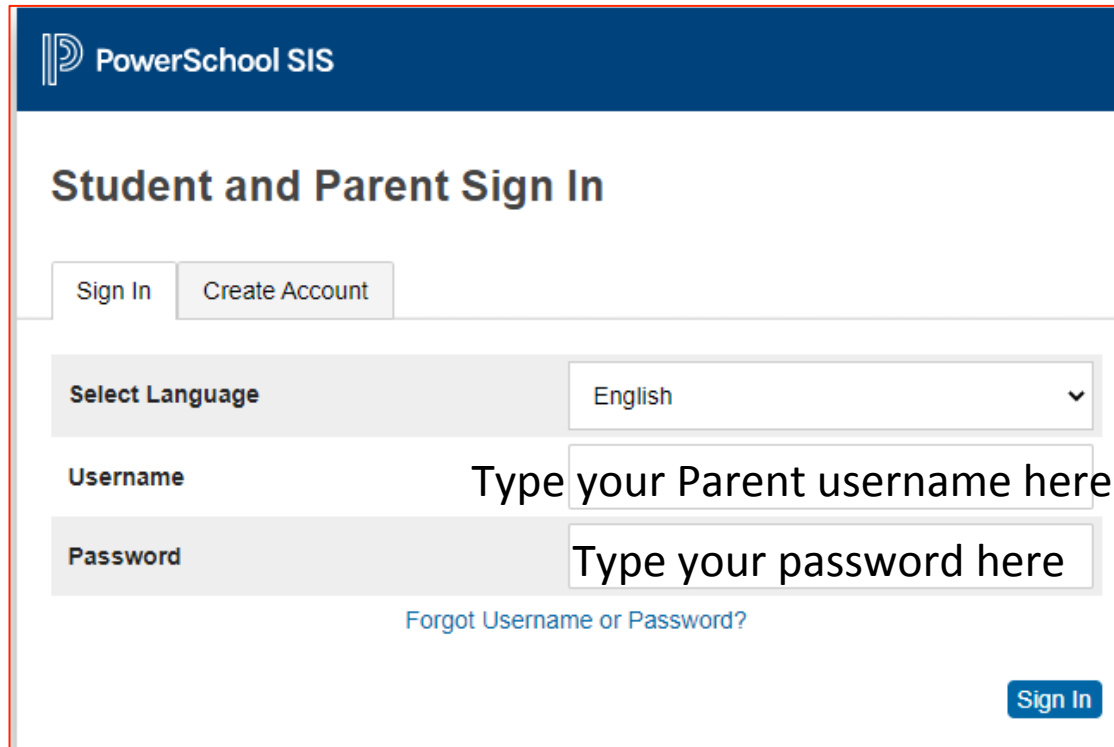


Como completar o seu formulário de Utilização Aceitável para Tecnologia no PowerSchool



1) Aceda ao seu Portal dos Pais no PowerSchool



The screenshot shows the PowerSchool SIS login interface. At the top, there is a dark blue header with the PowerSchool SIS logo and name. Below the header, the page title "Student and Parent Sign In" is displayed. There are two buttons: "Sign In" and "Create Account". A "Select Language" dropdown menu is set to "English". The "Username" field is labeled "Type your Parent username here" and the "Password" field is labeled "Type your password here". A link for "Forgot Username or Password?" is located below the password field. A "Sign In" button is positioned at the bottom right of the form area.

PowerSchool SIS

Student and Parent Sign In

Sign In Create Account

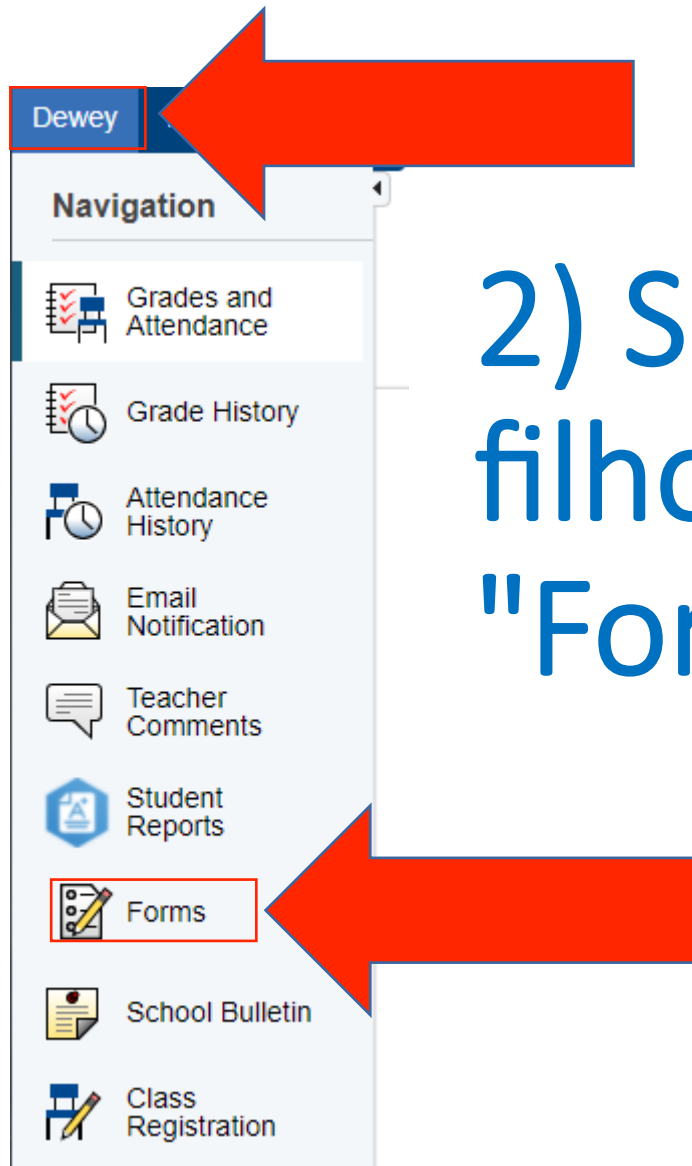
Select Language English

Username Type your Parent username here

Password Type your password here

[Forgot Username or Password?](#)

Sign In



2) Selecione o seu filho/a e clique em "Forms"

3) Clique no formulário e siga as instruções

General Forms Class Forms Enrollment Student Support


Preferences

Forms

Search forms...

General

Status	Form Name	Form Description	Category	Last Entry
Empty	Acceptable Use For Technology – Electronic Mobile Device		General	
Empty	Emergency Informa	Students in the Elizabeth Public Schools shall have an annual physical examination performed at least one time during each developmental stage. Parents are encouraged to take their children to their private physician. The report of such private examination must be recorded on the health record of the Elizabeth Public Schools. The forms may be obtained by request from the school nurse. The school physical includes a genitalia exam for boys completed by the school physician.	General	



Iniciar sessão no PowerSchool

